

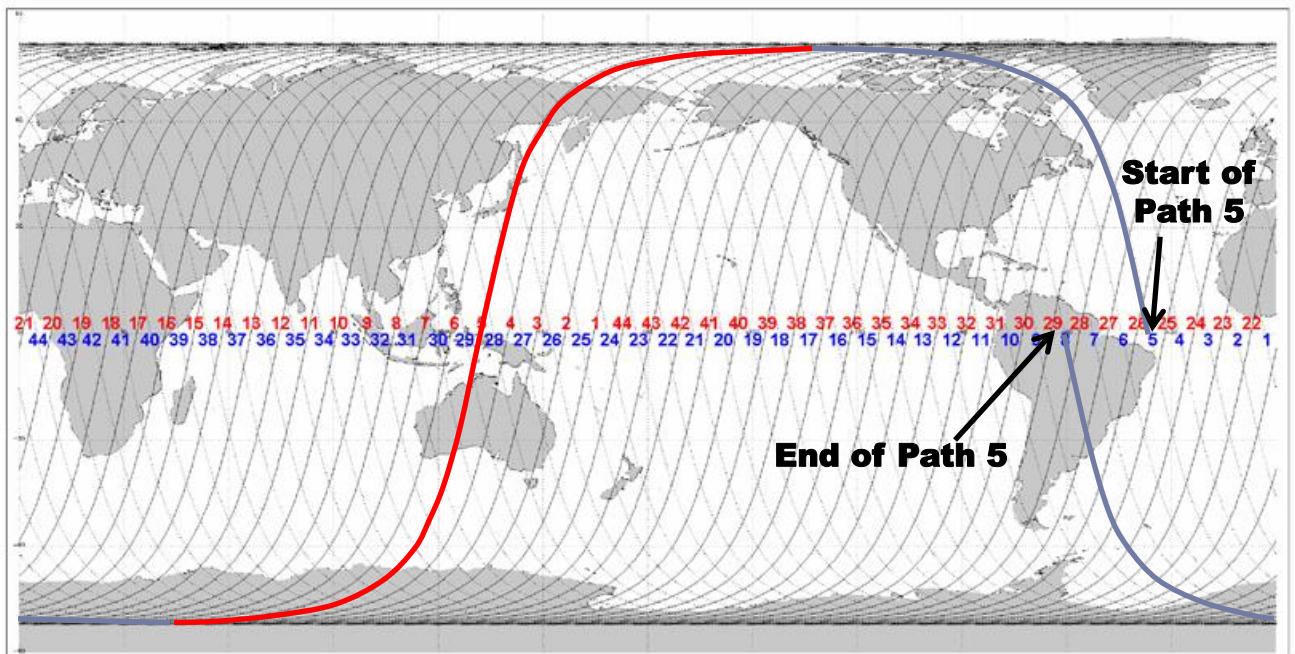
GOSAT Path Calendar 2024

October 27, 2023

GOSAT Project

National Institute for Environmental Studies

The orbit of GOSAT is a sun-synchronous sub-recurrent orbit. The recurrent period is 3 days, and the number of revolutions per a recurrent period is 44. Each path starts from the ascending node of the GOSAT ground track and ends at the next ascending node. The path that passes over Tsukuba, Japan in the descending direction is denoted by Path 5; the path number increases at the west end of each descending path as shown in Fig. 1.



Red : descending path Blue : ascending path

Fig. 1 GOSAT Path Numbers

GOSAT paths are grouped into 3 groups (Group A, B and C) according to the date when the GOSAT ground track passes over the ascending node. Each group is color-coded and shown on the path calendar on the next page. The following Fig. 2-1 to 2-4 show the orbits of each path group in each color.

GOSAT Path Calendar 2024

Group	Path Number
A	1, 4, 7, 10, 13, 16, 19, 22, 25, 28, 31, 34, 37, 40**
B	43**, 2, 5, 8, 11, 14, 17, 20, 23, 26, 29, 32, 35, 38, 41*
C	44, 3, 6, 9, 12, 15, 18, 21, 24, 27, 30, 33, 36, 39, 42*

* Path 41 and 42 observations are made across dates.

** Either one of the observations for Path 40 and 43 is made across dates.

(As of October 2023, Path 40 is subject to cross-date observation.)

January 2024

Sun	Mon	Tue	Wed	Thu	Fri	Sat
	1	2	3	4	5	6
7	8	9	10	11	12	13
14	15	16	17	18	19	20
21	22	23	24	25	26	27
28	29	30	31			

July 2024

Sun	Mon	Tue	Wed	Thu	Fri	Sat
	1	2	3	4	5	6
7	8	9	10	11	12	13
14	15	16	17	18	19	20
21	22	23	24	25	26	27
28	29	30	31			

February 2024

Sun	Mon	Tue	Wed	Thu	Fri	Sat
				1	2	3
4	5	6	7	8	9	10
11	12	13	14	15	16	17
18	19	20	21	22	23	24
25	26	27	28	29		

August 2024

Sun	Mon	Tue	Wed	Thu	Fri	Sat
				1	2	3
4	5	6	7	8	9	10
11	12	13	14	15	16	17
18	19	20	21	22	23	24
25	26	27	28	29	30	31

March 2024

Sun	Mon	Tue	Wed	Thu	Fri	Sat
					1	2
3	4	5	6	7	8	9
10	11	12	13	14	15	16
17	18	19	20	21	22	23
24	25	26	27	28	29	30
31						

September 2024

Sun	Mon	Tue	Wed	Thu	Fri	Sat
1	2	3	4	5	6	7
8	9	10	11	12	13	14
15	16	17	18	19	20	21
22	23	24	25	26	27	28
29	30					

April 2024

Sun	Mon	Tue	Wed	Thu	Fri	Sat
	1	2	3	4	5	6
7	8	9	10	11	12	13
14	15	16	17	18	19	20
21	22	23	24	25	26	27
28	29	30				

October 2024

Sun	Mon	Tue	Wed	Thu	Fri	Sat
		1	2	3	4	5
6	7	8	9	10	11	12
13	14	15	16	17	18	19
20	21	22	23	24	25	26
27	28	29	30	31		

May 2024

Sun	Mon	Tue	Wed	Thu	Fri	Sat
			1	2	3	4
5	6	7	8	9	10	11
12	13	14	15	16	17	18
19	20	21	22	23	24	25
26	27	28	29	30	31	

November 2024

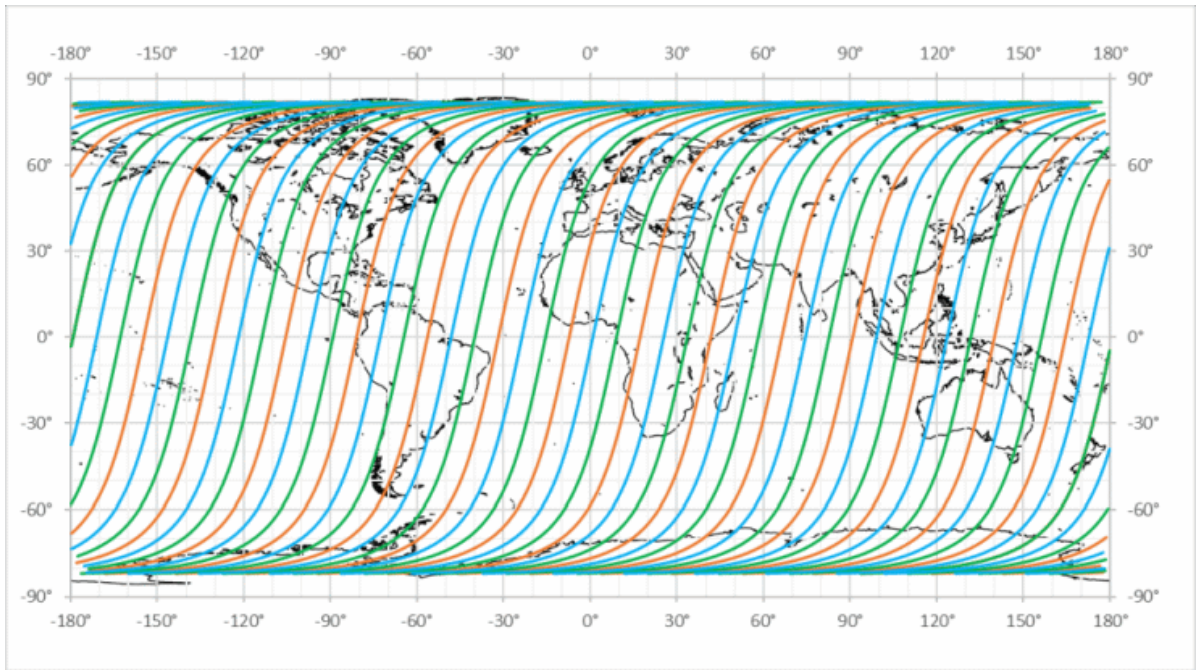
Sun	Mon	Tue	Wed	Thu	Fri	Sat
					1	2
3	4	5	6	7	8	9
10	11	12	13	14	15	16
17	18	19	20	21	22	23
24	25	26	27	28	29	30

June 2024

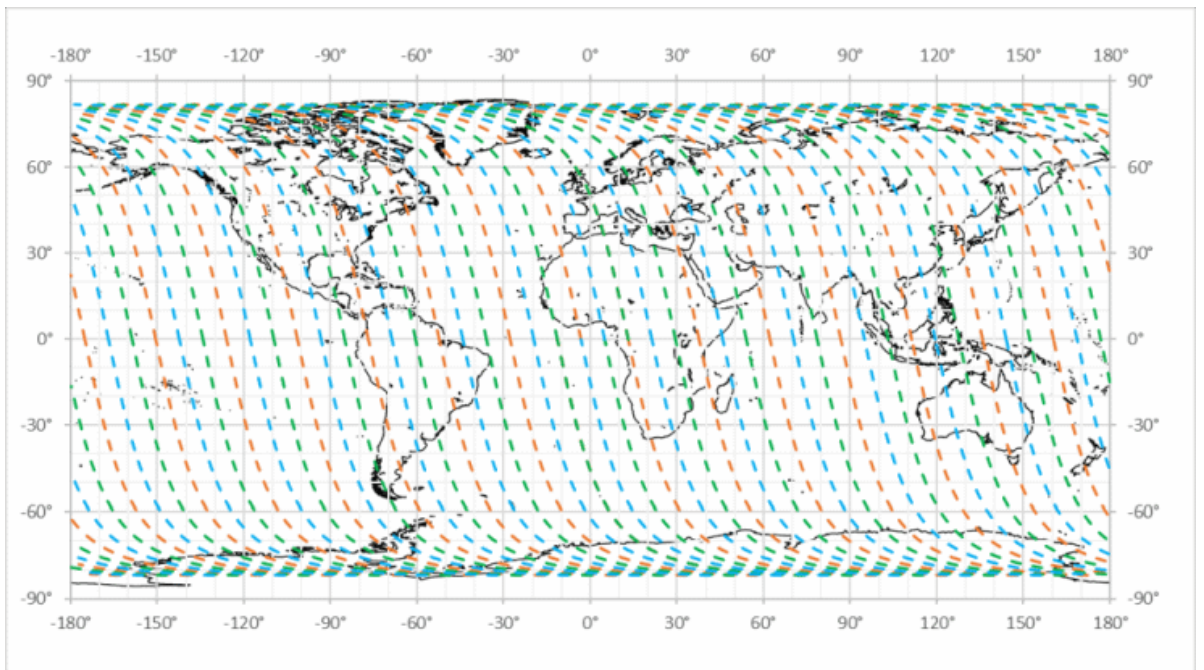
Sun	Mon	Tue	Wed	Thu	Fri	Sat
						1
2	3	4	5	6	7	8
9	10	11	12	13	14	15
16	17	18	19	20	21	22
23	24	25	26	27	28	29
30						

December 2024

Sun	Mon	Tue	Wed	Thu	Fri	Sat
1	2	3	4	5	6	7
8	9	10	11	12	13	14
15	16	17	18	19	20	21
22	23	24	25	26	27	28
29	30	31				

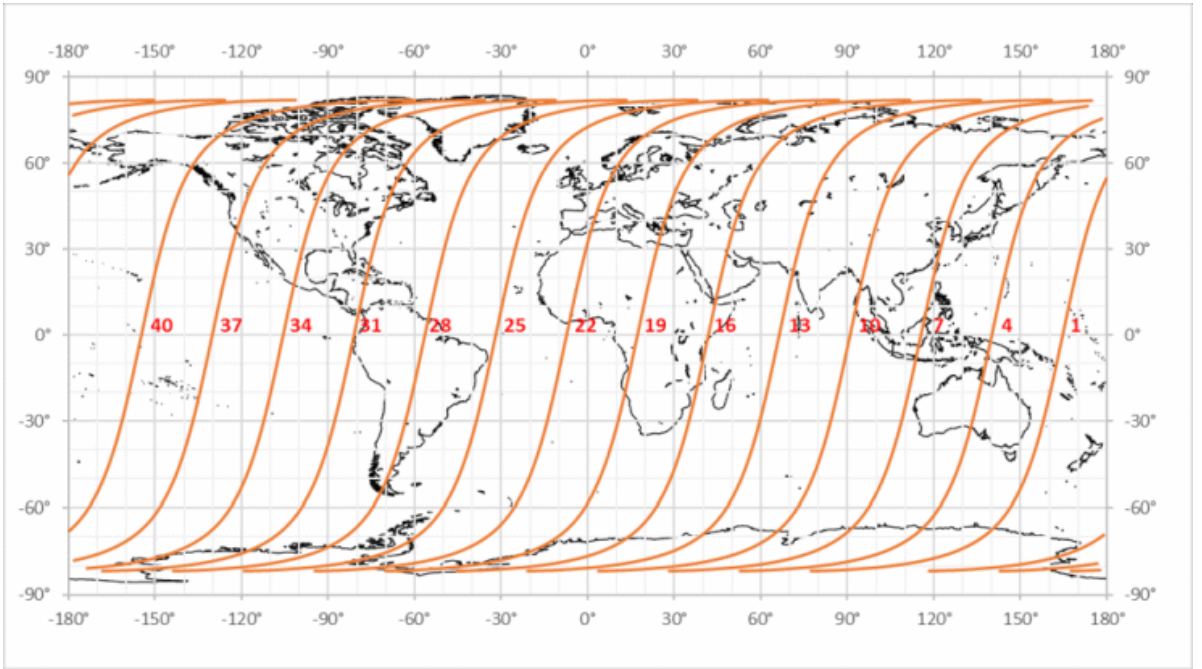


descending paths

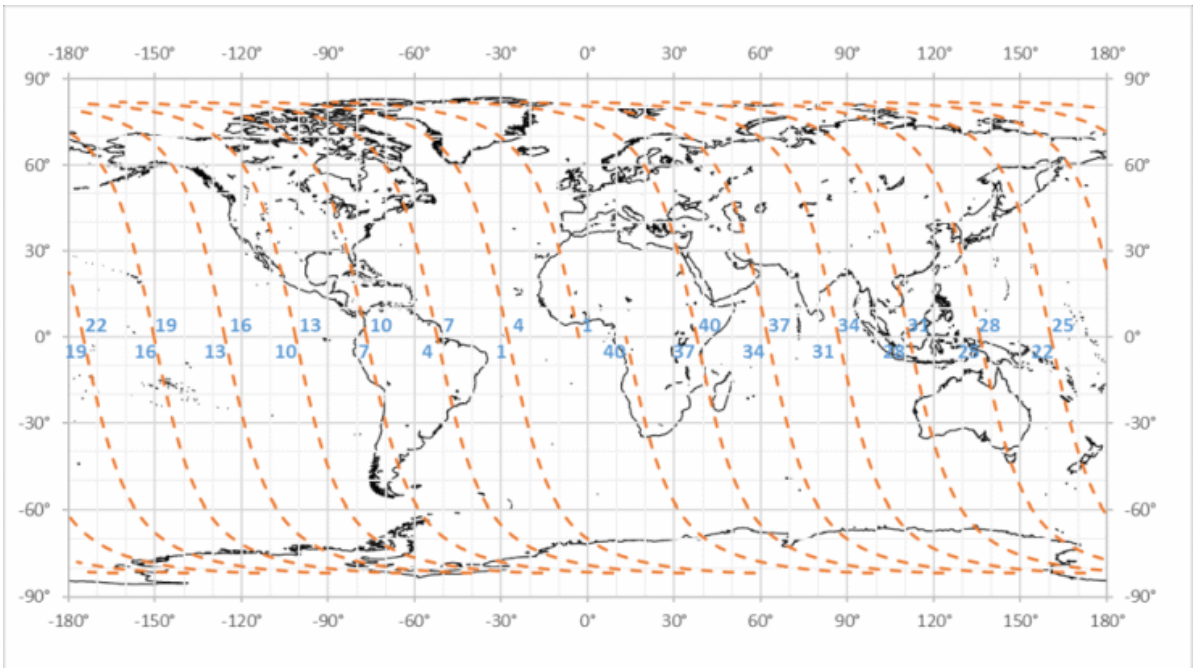


ascending paths

Fig. 2-1 GOSAT Path Groups
 (Group A: red, Group B: green and Group C: blue)

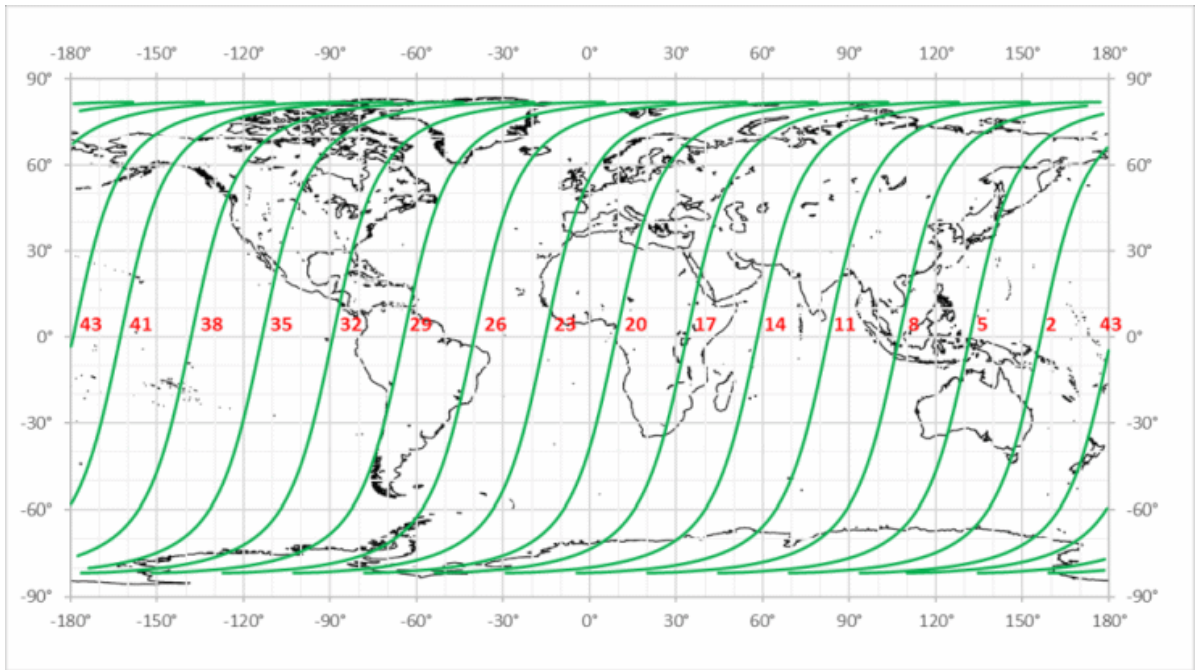


descending paths

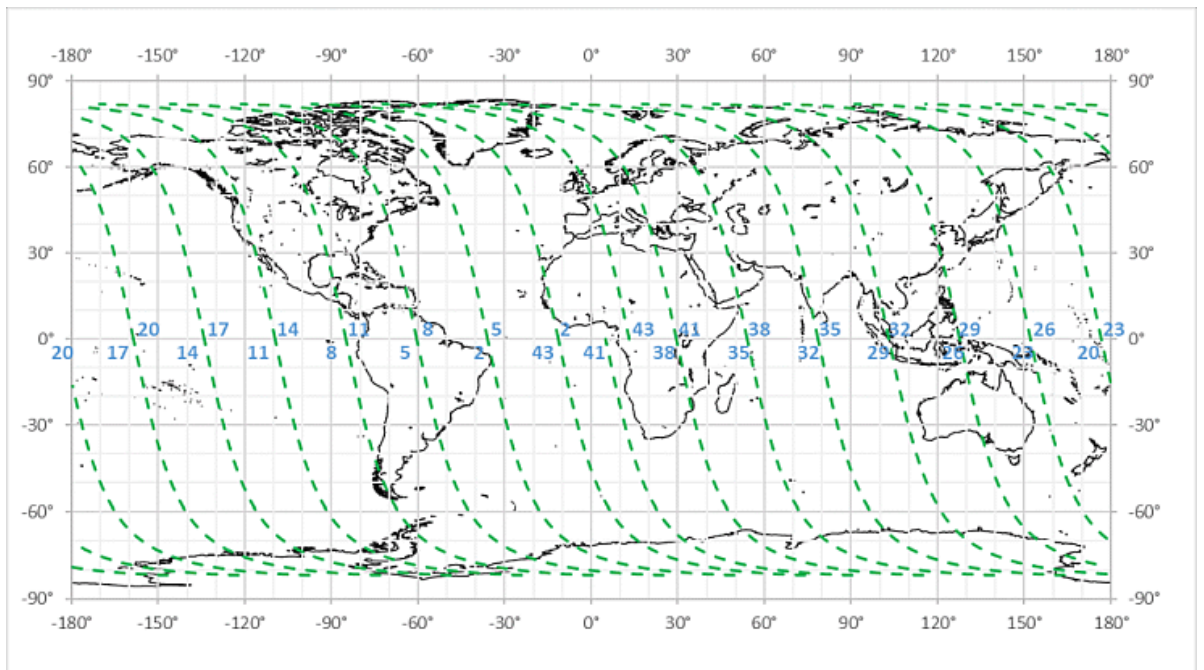


ascending paths

Fig. 2-2 GOSAT Path Group
(Group A: red)



descending paths



ascending paths

Fig. 2-3 GOSAT Path Group
(Group B: green)

